


 Made in Germany



**Overview**

Disasters in a communication network are often very difficult to predict and there is usually a very small advance notice when a communication line goes down. beroNet Failover Switch provides an effective way for dealing with such unexpected events by re-routing the lines to a back-up line when undesirable changes are detected. Therefore beroNet provides beroNet Failover Switch, a solution device for PBX Clustering and failover scenarios that requires a physical reconnection of analog, BRI or PRI lines. In addition to this properties, the Failover Switch has two individually switchable powerports on the rear panel, for remote power on /power off or reboot the respective connected devices. The beroNet Failover Switch can be used in two scenarios, the failover scenario or the bypass scenario.

**Advantages**

- » PSTN Failover device
- » 2 switchable current connections
- » 4BRI / 4PRI switchable
- » Compatible with any PBX
- » Technology independent (Analog, ISDN)
- » Failover and Bypass Scenario
- » Long-lasting and reliable - no moving parts
- » Automated Failover via Watchdog
- » Administrable via easy to use Web GUI
- » Alarm function: visuel, audio & via Mail



With the 2 power connectors on the back of the FOS up to 2 Gateways can be connected to the power supply of the FOS. Thus, the Gateways can be easy manually activated or deactivated.



The beroNet Failover Solution is independent of the technology, durable and reliable and offers automatic failover via watchdog.



With the intuitive interface of the FOS, the switching into the failover mode can also be done at a distance (remote switching).

” The beroNet Failover Switch is a high quality ISDN switch, that allows us to generate a secure Hardware Backup for our cluster. Its reliability and robustness plays a crucial role for our VoIP Solutions.

Laurent Demange, Director Product & Sales Avencall SAS

**5 Good Reasons for the beroNet FOS**

- 1 Compatible with any PBX
- 2 Tough & Reliable
- 3 Bypass Scenario
- 4 Controlled via IP
- 5 Independent: Analog, ISDN

### Specifications

- » 4 x 4RJ45 Ports to switch to 4 BRI, 4 PRI, 4 FXO or 4 FXS
- » All 8 Pins of RJ45 can be switched
- » Failover and Bypass Scenario selectable
- » Administration via the self-explanatory Webinterface
- » Completely controllable via API for custom applications
- » Syslog generation in order to monitor devices by individual custom applications
- » Onboard Watchdog for automatic switching in case of a Failover
- » Onboard E-Mail notification in case of a Failover
- » 2 switchable connections for power supply on the backside of the device e.g. for „Remote re-start“
- » Compliance: CE (EN55022, EN55024, EN60950)

### Connections

- » 4x 4RJ45 Connectors
- » 1 x 10/100 Mbit Network connection
- » 1 x Power Supply Connector (IEC-60320 C20, max. 16A 230V/110V)
- » 2 x load power connector (IEC-60320 C13, max 10A) Optional: 110V AC)
- » Switching current / total: 16A 3600W
- » Switching current / port: 10A 2000W

### Dimensions and Weight

- » Dimensions: 440 x 150 x 42 mm
- » Weight: approx. 2,3 kg
- » Mounting: 1 HE, 19" rack brackets


### Environment

- » Storage temperature: -20° bis 70°C
- » Operating temperature: 0° bis 40°C
- » Humidity: up to 90%, non-condensing




Automatic switching to failover mode via watchdog.

### Bypass Scenario



- » Junction of a new telephony system between the exchange ports of the existing telephony system
- » Transparent switching of the exchange port to the existing telephony system
- » Classic PBX is again connected directly to the exchange port

### Failover Scenario



- » Grants the smooth and reliable operation of two PBXs side by side
- » Activation of the first only in case of the failure of the second
- » Ideal for maintenance work, Upgrades



2 power connectors



Compatible with any PBX



Fast Installation



Tough, no moving parts



Failover via Watchdog



Controlled via IP



100% silent



Failover & Bypass Scenario

### Compatible with



You have questions about the product? We are glad to help!

FON: 030 259389-0

Mail: sales@beronet.com