

Requirements:

- ▶ 2 BerofixBoxes
- ▶ 19 Inch Bracket-dbl Kit



BeroFix Box
(including screw holes)


19inch Bracket Set
4 Screws Type 1
12 Screws Type 2
2 Brackets external
2 Brackets internal
1 Front Panel

Parts:




Screw Type 1


Screw Type 2



Brackets External



Brackets Internal



Front Panel

1. Attach right External Bracket with 3 Screws of type 2 on the right Box



2. Attach left Internal Bracket with 3 Screws of type 2 on the right Box



3. Do steps 1 and 2 With the left Box



4. Attach Front Panel between left and right box with the 4 Screws of Type 1



5. If necessary (the PCM cable is not part of the 19inch-dbl kit) attach the PCM Cable to both boxes

